

Parent Portal:

1. To visit the Istation Parent Portal, go to secure.istation.com.



Log In: Find Your Campus

To log in to the Istation classroom management and student report Web site, you must specify your location so that we can properly identify your account.

Search by Your Campus, District or Istation Domain Name

2. The first time you log in, you will be prompted to select your student's school. Type in the school information. (This will only be done once.)



Log In: Find Your Campus

To log in to the Istation classroom management and student report Web site, you must specify your location so that we can properly identify your account.

Search by Your Campus, District or Istation Domain Name

- Ut Tyler Innovation Academy
(admin.innovationacademy.tx)
- Houston-HSI
(innovation.hps.tx)
- Innovation Charter School
(innovation.chtr.broward.fl)
- Ut Tyler Innovation Academy Longview
(longview.innovationacademy.tx)
- Ut Tyler Innovation Academy Palestine
(palestine.innovationacademy.tx)

3. Type in your student's login information as provided by your teacher and click Log On. (The student should know this.)



Log In

You are logging in to the Reports and Management Web site for:
Innovation Charter School (innovationchtr.broward.fl)
Wrong campus? [Find your campus](#) in order to log in.

User name Forgot User Name?

Password Forgot Password?

Do you need help logging in?

This Web site is for teachers and administrators to view student reports and to manage classrooms. If you are a teacher or an administrator, for more information about logging in watch our **Getting Started: Educator Login** video located on our [Quick Tips and FAQs](#) Web page.

Additional questions? Please [contact us](#).

Student Login

If you are a student who needs to use Istation Reading or ISIP™ assessments, you will need to find a device that has the Istation Reading program downloaded.

ISIP Web-Based Assessments








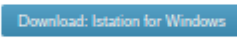


To use the ISIP assessment online, go to <https://isip.istation.com>. The ISIP assessment must be taken at your school computer. It is not meant to be taken at home.

iStation at Home:

1. Install Istation by going to www.istation.com/Support.

Here you will find a wealth of resources to answer any questions you might have!

For further assistance, contact our support team by e-mail at support@istation.com or call 1-866-883-READ toll-free.

Download Istation	Technical Information	Integrations and Certifications
<p>If you have purchased an Istation product and are ready to install, you are in the right place!</p>		
<p>Before downloading the Istation application, please ensure your system meets or exceeds the minimum hardware requirements by reviewing the Technical Information. Then click on the appropriate button for your system.</p>		
<p>After the application installs on your computer, you may be prompted to enter the domain for your school. The domain is assigned by Istation, and it configures the application specifically for your campus.</p>		
<h3>What platform are you on?</h3>		
<p>iPad</p> 		
<p>Android</p> 	 <p>Visit the Google Play store</p>	
<p>Chrome Devices</p> 	 <p>Visit the Chrome Web store</p>	
<p>Windows</p> 	 <p>Installation Instructions for Windows (421KB) Installation Instructions for Windows - Español (418KB)</p>	
<p>Mac</p> 	 <p>Installation Instructions for Mac (444KB) Installation Instructions for Mac - Español (441KB)</p>	

2. Follow the instructions to install Istation on your home computer (Windows or Mac).

3. Log in to Istation using the install instructions above.

4. You will only need to download Istation one time. After that you will double-click the Istation icon on your computer's desktop.